



NOVEMBER 23<sup>RD</sup> 2018

Dear Parents

Robins and Nightingales had a super day on Tuesday at the Winchester Science Museum. They had time in the planetarium, they explored the activity zone and took part in a space workshop where they learnt about how light travels.

Thank you for all donations of chocolate today for our tombola. Next Friday is Mufti again - this time please bring a bottle. We've also got a new game to play involving wine, so any spare bottles would be appreciated please.

We're taking part in a handwashing project to see if we can combat the winter germs and sickness bugs. Letters are coming home and free handwipe gifts too. There will be extra lessons/assemblies in school and we've been given lots of handwash, so please encourage this at home as well. There is a homework sheet that will come home as it's the 2<sup>nd</sup> part of an activity booklet. It's attached here, but the 1<sup>st</sup> part is done in school

We're coming up to an exciting part of the year, with lots of extra activities going on. Please try to keep routines as much as possible and especially regular bedtimes so that the children enjoy all our events rather than feeling tired and grumpy.

Best wishes

*Ruth Worswick*



### STARS OF THE WEEK

Wrens - Ellen for her resilience and for always trying hard even when it's tough.

Robins - Everyone for superb behaviour and lovely manners on their trip.

Nightingales - Lucy for her enthusiasm and eagerness to take on a challenge.

Woodpeckers - Frankie for his enormous enthusiasm for our Roman topic.

Hawks - Tia for her efforts in her learning and her enthusiasm.

Owls - John for his sense of humour and super work ethic.



### Letters/emails home this week:

*Christingle letter  
Year 5/6 dodgeball  
Mill Chase uniform letter  
Handy Helpers sheets  
Forest School Year 1*

## DIARY DATES

Friday November 30<sup>th</sup> - Mufti for Bottle Tombola  
Saturday December 1<sup>st</sup> - Christmas Fair 12-3pm  
Tuesday December 4<sup>th</sup> - Y5/6 dodgeball at Bohunt  
Monday December 17<sup>th</sup> - Play Rehearsal (pm)  
Tuesday December 18<sup>th</sup> - Performances in morning and evening  
Wednesday December 19<sup>th</sup> - Christmas Lunch  
Thursday December 20<sup>th</sup> - Carol Service at All Saints  
Thursday December 20<sup>th</sup> - Christmas Disco  
Monday December 24<sup>th</sup> - January 4<sup>th</sup> - Christmas Holidays  
Monday January 7<sup>th</sup> - INSET day  
Tuesday January 8<sup>th</sup> - First Day of Spring Term  
Friday January 11<sup>th</sup> - XXX House Mufti Day  
Wednesday January 30<sup>th</sup> - KS2 Concert trip  
Monday February 18<sup>th</sup> - Friday February 22<sup>nd</sup> Half Term  
Thursday February 28<sup>th</sup> - Bag2School  
Friday March 15<sup>th</sup> - Community Cream Tea  
Friday March 29<sup>th</sup> - Family BINGO  
Wednesday April 3<sup>rd</sup> - Easter Egg Hunt  
Friday April 5<sup>th</sup> - Cricket Taster Day  
Monday April 8<sup>th</sup> - Monday April 22<sup>nd</sup> - Easter Holidays  
Tuesday April 23<sup>rd</sup> - First Day of Summer Term  
Friday April 26<sup>th</sup> - XXX House Mufti Day  
Thursday/Friday June 27<sup>th</sup>/28<sup>th</sup> - INSET days  
Monday July 1<sup>st</sup> - INSET day

## PARKING

We've received a number of complaints again from both neighbours and parents regarding the inconsiderate and dangerous parking of some of our parents. We all have a duty to keep our children safe and everyone should be showing our school values. Please be safe in how you park and think of others.

## CHRISTMAS FAIR


Don't forget to sign up to help with the fair next week. It can be for set up, clearing away or running a stall. Sheets to register are in the front entrance way.

## ADMISSIONS YR 2019

Admissions is now open for applications for YR Sept 2019. To apply please go to:  
[www.hants.gov.uk/admissions](http://www.hants.gov.uk/admissions)  
The closing date is Tuesday 15<sup>th</sup> January 2019.

**HAVE A LOVELY WEEKEND!**

**The Holme Church of England Primary School**  
***A Good Shepherd Trust Academy***



Openfields, Headley, Bordon, Hants GU35 8PQ  
Tel: 01428 714409 email: [adminoffice@holme.goodshepherdtrust.org.uk](mailto:adminoffice@holme.goodshepherdtrust.org.uk)

23rd November 2018

Dear Parents

All Saints Church will be holding their annual Christingle service on Sunday December 2<sup>nd</sup> 2018 at 4.00pm. We are invited to take part in the service and hope that lots of our children will join in.

Members of the church, led by Rev. Helen, have kindly offered to come to school to make Christingles with the children on the Friday before the service. The children will then use these as part of the service.

All of our children will be invited to make a Christingle in school. The Christingles will then be used as part of the special service in Church and will be given to the children afterwards.

In order to make sure we have the correct number of oranges and candles, please let us know if your child will be taking part in the service.

Best wishes

Ruth Worswick

The Holme Church of England Primary School  
A Good Shepherd Trust Academy



Openfields, Headley, Bordon, Hants GU35 8PQ  
Tel: 01428 714409 email: [adminoffice@holme.goodshepherdtrust.org.uk](mailto:adminoffice@holme.goodshepherdtrust.org.uk)

21.11.18

Dear parents,

8 children in Y5,6 have been invited to take part in a Dodgeball Tournament on **Tuesday 4<sup>th</sup> December** at **Bohunt School**. This will take place after school and will finish at **5:00**.

Parents need to transport their child to Bohunt straight after school, **where they will be met outside Reception. Please do not leave your child until Mrs Lawrance arrives or unless you have asked another parent to take responsibility for supervising him/her.** If you arrive after 3:40, please take your child straight to the **new Sports Hall** (near the Astro pitch). Please speak to other parents if you are stuck with transport.

Due to the timing of the end of Bohunt's school day, parking is often difficult so you may prefer to park nearby and walk your child to the front of Bohunt Reception.

All children need to be **collected from Sports Hall at 5:00**. Please ensure you are on time.

Please make sure your child has their **PE kit** and **water bottle** in school, and a snack if you wish.

Please send your consent either by:

- return email simply stating that you give consent and updating any medical details or contact phone numbers that have changed, or
- printing out the reply slip below and returning to the office

Yours sincerely,

Mrs Lawrance

---

I give permission for \_\_\_\_\_ to attend the dodgeball tournament at Bohunt on Tuesday 4<sup>th</sup> December.

Signed: \_\_\_\_\_

Date: \_\_\_\_\_



# Mill Chase Academy

Ambition, Courage, Excellence

Mill Chase Road, Bordon,  
Hampshire, GU35 0ER

Principal: Mr Paul Hemmings MA

**T** 01420 472132  
**F** 01420 479986  
**E** [enquiries@millchase.hants.sch.uk](mailto:enquiries@millchase.hants.sch.uk)  
**W** [www.millchase.hants.sch.uk](http://www.millchase.hants.sch.uk)

19 November 2018

Dear Parent/Carer

As you know, we will be moving into our new school buildings in September.

We have already engaged the whole community in a consultation regarding a possible name change and Stage 1 of our new uniform consultation.

We are now at the second and final stage of our new uniform consultation. As future parents of our school, we would like to involve you in the decision making process by providing you the opportunity to complete a short survey.

Our students considered our move as an opportunity to review our uniform and we decided to consult in response to this. Stage 1 of the process provided us with a clear steer around colour preferences and we are seeking your views on different combinations. We agreed with the consensus from stage 1 that we should continue with black trousers and black skirts for students, which will continue to be worn with black school shoes.

The link to the survey is <https://www.surveymonkey.co.uk/r/NewUniformConsultation>

The survey will close at 4pm on Wednesday 28 November.

Your feedback is valued and will play an important part in helping us arrive at a final decision which I will share with you, in the Spring Term.

Yours sincerely

P Hemmings  
Principal



Proud to be part of the **UNIVERSITY OF CHICHESTER** ACADEMY TRUST




# Handy Helpers Activity Sheets



# Germs Spread Activity Sheet




**Before:**



Shade in the areas where you can see tiny objects on your hands.

**After:**



Shade in the areas where you can see tiny objects on your hands.  
Is there a difference between the 'before' and 'after'?

---

---

---

# Handy Helpers at home!



Remember germs are everywhere, including our homes! Did you know that germs have 'hot spots'? These are the favourite places germs love to live:

- Kitchen counter tops
- Bathrooms
- Door knobs
- Game devices

## Activity time...

Go to the different rooms in your house and **circle** the places where you think the most germs are living.







Now create a poster to explain to your family how to prevent germs spreading. The best poster wins a prize, so be creative, but most importantly, have fun!

Your Handy Helpers poster design.

A large, empty rectangular box with a thin blue border, intended for the user to draw and write their poster design. The box occupies the majority of the lower half of the page.



## Dear Parents and Carers,

Over the next few weeks your child will be participating in Dettol's Handy Helpers experiment at school. This is a fun, engaging and interactive hand washing programme, designed to change pupils' attitudes and habits towards washing their hands. At Dettol we believe in the power of good hygiene education because this protects children from illness and promotes better health for all the family during the Cold and Flu Season.

## Good Hand Hygiene

The most effective way to prevent the spread of cold and flu germs among children is good hand hygiene. The aim of the Handy Helpers programme is to reduce the number of sick days and increase pupil attendance. When your child is healthy, they can learn, have fun and make progress at school.

To reinforce our message, we'd like to get families involved in the programme by following these simple steps.

## Handy Helpers at Home

- 1) Please read the information sheet overleaf and follow the five simple steps to help protect your family from the spread of cold and flu germs around the home.
- 2) Complete the homework activity sheet with your child to see how many 'hot spots' can be found within your home. These are the places germs like to live in and multiply. Discuss the following statements as you explore each room:
  - Lingering in the bathroom – an innocent sneeze followed by a trip to the bathroom for a tissue can leave cold and flu germs lingering on surfaces including towel rails, toilet roll holders, door knobs and sinks.
  - Creeping in the kitchen – germs live on kitchen surfaces and appliances. Families tend to congregate in kitchens and pass germs on to the next person who touches them.
  - Lurking in the living room – your shoes carry germs from the outside world into the comfort of your home, which means as your child plays on the living room floor, they carry these germs around the house.
  - Hiding in the cupboards – if the cloths and brushes stored in the cleaning cupboard have come into contact with germs, and are not cleaned properly, the germs could multiply and spread throughout the home.
- 3) Ask your child if they remember the hand washing song from school. Watch the video at <https://vimeo.com/299420513> together and sing the song with your child every time you wash your hands.

Lastly, we'd like to thank you your involvement in the Handy Helpers programme. With your participation, and by following healthy hand hygiene routines within your home, it can make all the difference to your family's health and wellbeing.

Yours sincerely,

The Dettol Team



# Mission for Health

## What to do when your child has a cold or flu

Here are five simple tips to help contain the spread of germs  
and care for your child

### Unsure if it's cold or flu?

***In addition to typical cold symptoms (runny nose, sore throat, cough), it's probably flu if...***

- your child feels unwell, weak or very tired
- they have a sudden high temperature (over 38°C), and aches and pains
- your child doesn't feel like eating.

A severe cold can also cause aches and a high temperature, so it can be hard to tell the difference. Generally though, flu symptoms come on much more severely and will also include periods of chills and sweats.

The flu vaccine is given to children (over the age of six months) with certain long-term medical conditions such as a weakened immune system, asthma or diabetes. Currently, it is also offered to all healthy children aged two and three as part of the NHS childhood vaccination programme.

### Contact info

If you are worried about your child's health and don't know what to do, telephone the NHS for advice:

**NHS 111 (England & Scotland)  
or 0845 46 47 (Wales)**

### 1. Teach good hygiene habits

Show your child how to sneeze or cough into a tissue and put it straight in the bin, washing their hands afterwards. Make sure you are setting a good example by doing this yourself. Remind them if they forget.

Supervise good hand washing, using soap under warm running water. Be sure to dry hands properly with a clean, dry towel.

### 2. Clean and disinfect surfaces you touch often

At home, you can help by cleaning and disinfecting surfaces that your family often touch, such as door handles, hand rails, light switches, taps and the toilet flush handle. Wash toys after your children have used them.

### 3. If it's flu, keep them at home

If your child has flu, chances are they'll feel too poorly to go to nursery. It's best to keep them away so they will not pass it on to others (for 5–6 days after symptoms began), even if they start to feel better.

When your child has a cold, they only need to stay away from nursery if they feel unwell.

### 4. Offer lots to drink and plenty of rest

If your child is generally healthy, you can usually manage the symptoms of cold or flu without seeing a doctor. Let them rest at home, keep them warm and offer lots to drink. If they are hungry, let them eat.

Speak to your pharmacist regarding medicines to help relieve your child's aches and pains.

### 5. Contact your doctor if you are concerned


Whether it's a cold or flu, see your doctor if your child has:

- a chronic condition, such as asthma or diabetes
- a temperature of 40°C or higher (38°C or higher if less than 3 months old)
- other symptoms that concern you, such as severe headache/earache, difficulty breathing or tummy pain
- symptoms for more than 10 days, particularly if your child is coughing up green, yellow or brown mucus.

Working together to promote good hygiene in nurseries



**The Holme Church of England Primary School**  
***A Good Shepherd Trust Academy***



Diocese of Guildford



Openfields, Headley, Bordon, Hants GU35 8PQ  
Tel: 01428 714409 email: [adminoffice@holme.goodshepherdtrust.org.uk](mailto:adminoffice@holme.goodshepherdtrust.org.uk)

23rd November 2018

Dear Parents

This is to let you know that Year 1 will start their Forest Schools lessons during this term, with Mr Milam leading this. As this is the first time that the children have been in the Forest, they will be getting a taste of what a great experience they can enjoy.

The dates are as follows:

Thursday 29<sup>th</sup> November  
Thursday 6<sup>th</sup> December  
Thursday 13<sup>th</sup> December

Ideally the children should wear the following as a minimum:

**Vest**  
**Short or long sleeved tee shirt**  
**Jumper or fleece (1 or 2 thinner ones work well)**  
**A hat which will fit under a hood**  
**Gloves or mittens which may be worn when required**  
**2 pairs of socks**  
**Jogging bottoms**

As we are in Winter, the forest can be very cold and/or wet. Please ensure that your child has several layers of clothing on with a change of socks. The children should come to school in their forest school clothes and can stay in them for the whole day. Please make sure though that they do have a change of socks and dry shoes or boots. The school will provide waterproofs for all the children.

Yours Sincerely,

Mr Milam  
Forest School Practitioner